



GOBIERNO DE PUERTO RICO

DEPARTAMENTO DE EDUCACIÓN  
Subsecretaría para Asuntos Académicos

# ***REMEDIAL MODULE***

# **English**



**Kindergarten**

**January 2020**

**Student's Name:** \_\_\_\_\_

**School Name:** \_\_\_\_\_

**SIE number:** \_\_\_\_\_

**School code:** \_\_\_\_\_ **Municipality:** \_\_\_\_\_

P.O. Box 190759, San Juan, PR 00919-0759 • Tel.: (787)773-3060/3064



El Departamento de Educación no discrimina de ninguna manera por razón de edad, raza, color, sexo, nacimiento, Condición de veterano, ideología política o religiosa, origen o condición social, orientación sexual o identidad de género, discapacidad o impedimento físico o mental; ni por ser víctima de violencia doméstica, agresión sexual o acecho.

## ***Dear Student:***

*We are providing you with this module as a tool to assist you with the skills you need for your English. In it, you will find multiple choice exercises for you to choose the right answer.*

*The Puerto Rico Department of Education will validate your participation and effort in answering the exercises contained in this module. The scores obtained will be added to your grades and academic progress report.*

*We hope that, once you complete your kindergarten, you will obtain the same satisfaction that we've had creating these exercises to help you.*





Part A- Listen and respond to simple commands and 2-step instructions and directions. (K.L.1c)

I take care of my dog Bob.

I need to:

1. Give him food.
2. Give him water.
3. Give him a bath.
4. Pet him.



**Instructions:** Choose the best answer.

1. The first thing the boy did was:

- (a) Give him a bath.
- (b) Give him water.
- (c) Pet him.
- (d) Give him food.



2. The last thing the boy did was:

- Ⓐ Give him a bath.
- Ⓑ Give him water.
- Ⓒ Pet him.
- Ⓓ Give him food.



3. The second thing the boy did was:

- Ⓐ Give him a bath.
- Ⓑ Give him water.
- Ⓒ Pet him.
- Ⓓ Give him food.



4. The third thing the boy did was:

- Ⓐ Give him a bath.
- Ⓑ Give him water.
- Ⓒ Pet him.
- Ⓓ Give him food.







Part B- Listen and participate in simple rhymes, songs, chants, etc. (K.L.1e)

Jack and Jill went up the hill  
to fetch a pail of water.

Jack fell down and broke his  
crown and Jill came tumbling  
after.



**Instructions:** Choose the best answer.

5. Which of the following words rhymes with **Jack**?

- Ⓐ Jill
- Ⓑ crown
- Ⓒ back

6. Which of the following words rhymes with **Jill**?

- Ⓐ hill
- Ⓑ Jack
- Ⓒ back

7. Which of the following words rhymes with **fell**?

- Ⓐ Jill
- Ⓑ crown
- Ⓒ bell

8. Which of the following words rhymes with **down**?

- Ⓐ Jill
- Ⓑ crown
- Ⓒ back





Part C- Engage in conversations and relate personal experience or story information by asking and answering simple yes-no and wh- questions using

Who made this track?



**Instructions:** Choose the best answer.

9. Who made these tracks in the mud?

- Ⓐ A cow did.
- Ⓑ A bear did.
- Ⓒ A chicken did.



10. Who made these tracks in the mud?

- (a) A cow did.
- (b) A bear did.
- (c) A chicken did.



11. Who made these tracks in the mud?

- (a) A cow did.
- (b) A bear did.
- (c) A chicken did.



12. Who made these tracks in the mud?

- (a) A cow did.
- (b) A bear did.
- (c) A chicken did.





Part D- Retell simple events in a proper sequence, and describe familiar activities, topics, or objects in group sharing activities using gestures, key vocabulary, and simple phrases. (K.S.6a)



## My birthday

I had pancakes for my birthday breakfast.

Then, I went to the park with my friend.



Later, my friend gave me a birthday balloon.

Back at home, my family gave me a new bicycle.



**Instructions:** Choose the best answer.

13. First, the girl wakes up and \_\_\_\_\_.

- Ⓐ went to the park
- Ⓑ ate pancakes for breakfast
- Ⓒ plays with her balloon

14. At the park, the girl played with \_\_\_\_\_.

- Ⓐ her toys
- Ⓑ her dog
- Ⓒ her friends

15. Then, the girl got a \_\_\_\_\_ balloon.

- Ⓐ blue
- Ⓑ red
- Ⓒ yellow



16. At the end of the day, the girl was happy with \_\_\_\_\_.

- Ⓐ her cake
- Ⓑ her new bicycle
- Ⓒ her dog



Part E- Recite, memorize, or present simple rhymes, poems, or songs (K.S.6b)

### The Frog

I saw a little frog,  
He was cuter than can be,  
He was sitting on a log  
And I'm sure he croaked at me!



**Instructions:** Choose the best answer.

17. I saw a little \_\_\_\_\_.

- Ⓐ log
- Ⓑ bird
- Ⓒ fish
- Ⓓ frog

18. He was \_\_\_\_\_ that can be.


- Ⓐ uglier
- Ⓑ happier
- Ⓒ cuter

19. He was sitting on a \_\_\_\_\_.

- Ⓐ log
- Ⓑ leaf
- Ⓒ rock

20. And I'm sure he \_\_\_\_\_ at me.

- Ⓐ smile
- Ⓑ looked
- Ⓒ croaked







Part F- Identify characters, settings, and major events in a story that is read aloud (K.R.3L)

My teacher is Mrs. Rivera. We have seven chairs for seven students. On the wall is our clock. During recess we play on the backyard. After lunch, Mrs. Rivera reads a story. Then it is time to go home.



**Instructions:** Choose the best option.

21. What is the teacher's name?

- Ⓐ Mrs. Teacher
- Ⓑ Mrs. Erika
- Ⓒ Mrs. Pérez
- Ⓓ Mrs. Rivera

22. How many students are there?

- Ⓐ six
- Ⓑ seven
- Ⓒ four

23. What is hanging on the wall?

- Ⓐ a painting
- Ⓑ a poster
- Ⓒ a clock

24. What do they do during recess?

- Ⓐ eat in the classroom
- Ⓑ read a story
- Ⓒ play in the backyard





Part G- Use illustrations (picture cues) to identify story details and categorize similarities and differences between characters and details within nursery rhymes and folk tales. (K.R.7)

## The beach party



**Instructions:** Choose the best answer

25. There were \_\_\_\_\_ kids at the beach party.

- (a) three    (b) five    (c) six    (d) four

26. A \_\_\_\_\_ crab was in the sand.

- Ⓐ blue
- Ⓑ red
- Ⓒ yellow

27. It was a \_\_\_\_\_ day.

- Ⓐ sunny
- Ⓑ rainy
- Ⓒ cloudy




28. Two of the kids were playing with a \_\_\_\_\_.

- Ⓐ car
- Ⓑ plane
- Ⓒ ball



Part H- Demonstrate basic knowledge of one-to-one letter-sound correspondences by producing the primary sound and consonant sounds. (K.R.FS.12a)

I can be...



Instructions: Choose the best answer.

29. I can be...



- Ⓐ a teacher. Ⓑ an artist Ⓒ a policeman

30. I can be...

- Ⓐ a teacher
- Ⓑ an artist
- Ⓒ a policeman



31. I can be...

- Ⓐ a teacher.
- Ⓑ an artist
- Ⓒ a fireman



32. I can be...




- Ⓐ a teacher.
- Ⓑ an artist
- Ⓒ a fireman





Part I- Identify vowels and consonants; associate the sounds. (K.R.FS.12b)


## Vowels



**Instructions:** Say the name of the picture out loud.

Then, choose the beginning vowel.

33.



(a) e

(b) i

(c) a

(d) u

34.



(a) e

(b) i

(c) a

(d) u

35.




(a) e

(b) i

(c) a

(d) u

36.



(a) e

(b) i

(c) a

(d) u





Part J- Know and apply phonics and word analysis skills to decode words (K.R.FS.12)

Find the missing letter



**Instructions:** Choose the missing letter in each word.

37. \_\_\_\_\_ap

- (a) p   (b) t   (c) m   (d) l



38. \_\_\_\_\_an

- (a) c
- (b) t
- (c) m



39. \_\_\_\_\_ar

- (a) l
- (b) c
- (c) r



40. \_\_\_\_\_all

- (a) l
- (b) c
- (c) b





